


# Fleet Wash Systems



Coleman Hanna's **Fleet Wash Systems** provide exceptional cleaning performance while decreasing the amount of labor required to keep clean cars on the lot. The Fleet Wash Systems can operate as drive thru systems or with a conveyor. These systems are composed of the highest cleaning power for the short amount of required tunnel space. Operate your own high quality tunnel with as little space as 24'. Need more cleaning power for a larger lot? Consider our longer models 45' or 54' with optional conveyor to maximize the cars washed per hour. More cars cleaned per hour means less labor and more time for the

cars to be on the lot. Coleman Hanna has experience for over 50 years in tunnel systems and has installations in hundreds of auto manufacturers and dealers worldwide. Hanna is trusted by BMW, Mercedes, Chrysler, Lexus, Nissan, General Motors, Ford, Toyota and Audi — to name a few. In fact, before a buyer takes delivery of a car, odds are Hanna has washed it twice — once at the factory and again before delivery.

***Provide clean, dry and shiny vehicles to help portray a better image to potential customers and sell more vehicles!***



5842 W 34th St, Houston, TX 77092 • 1.800.999.9878  
1.713.683.9878 • [www.colemanhanna.com](http://www.colemanhanna.com)

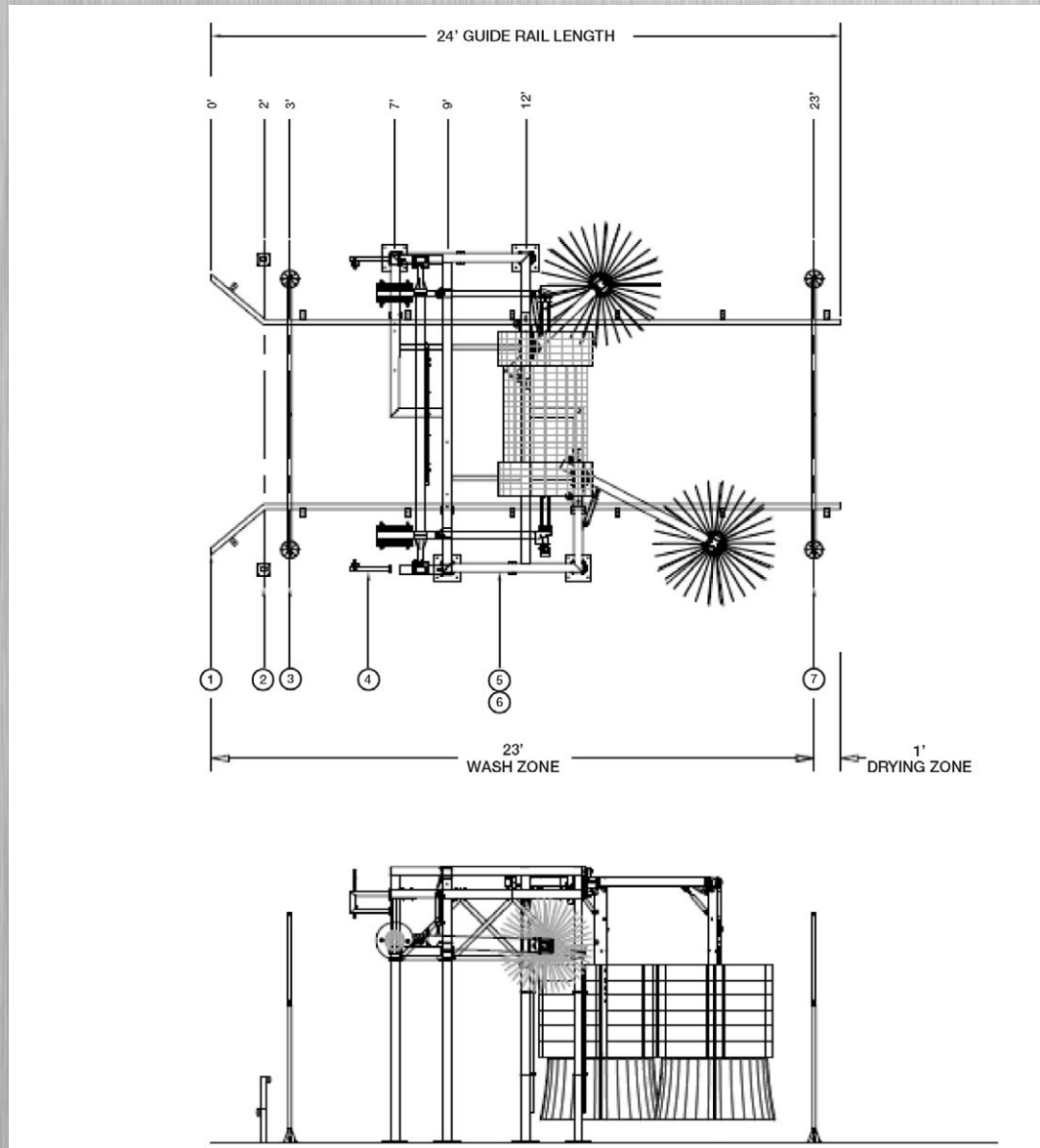


Find us on Facebook:  
[/ColemanHannaCarwash](https://www.facebook.com/ColemanHannaCarwash)

# Fleet Wash Systems - 24'

The 24' Fleet Wash System provides the ultimate space conscious wash. This system includes the powerful top brush and flex wraps to clean off stuck on dirt while being gentle on the vehicle. Because of the short

required space, this system does not include drying equipment. Short tunnel space means short wash for each vehicle and more cars washed per hour.

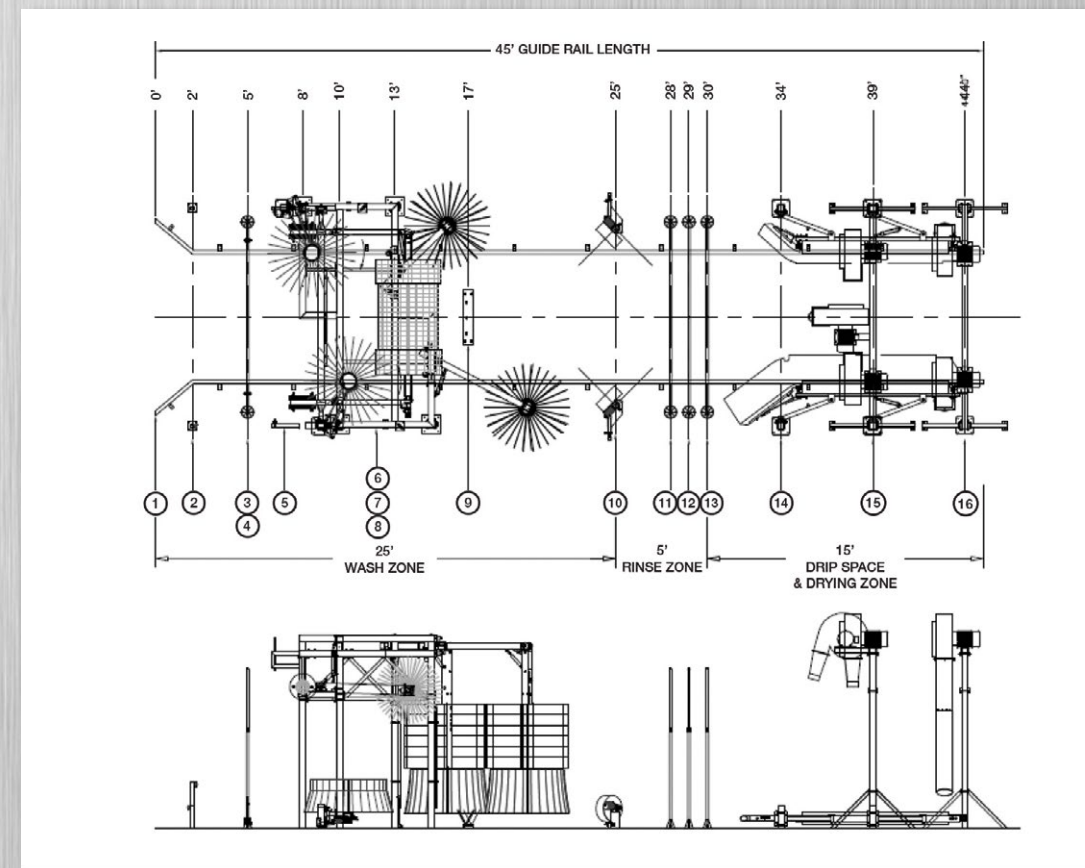


## Tunnel Components:

1. 24' Guide Rails
2. Entry Eyes
3. Pre-Soak Arch
4. Pre-Soak Foam Application
5. Flex Wrap Around Washers
6. Top Washer
7. Final Rinse Arch

## Technical Specifications:

- 42 gpm fresh water
- 20 gpm reclaim water
- 15 gpc fresh water
- 7 gpc reclaim water
- 5.2 SCFM Compressed Air
- 30 amps @ 230 V Required




## Tunnel Components:

1. 45' Guide Rails
2. Entry Eyes
3. Pre-soak Arch
4. CTA- Tire & Wheel Applicator
5. Pre-Soak Foam Application
6. Flex Wrap Around Washers
7. Top Washer
8. Hubcap/ Rocker Panel Washer
9. Undercarriage
10. HP Wheel Washer & Side Blaster
11. Rinse Arch
12. Wax Arch
13. R.O. Arch
14. Tire Glaze
15. 3 - Motor Air Dryers
16. 2 - Motor Air Dryers with Fin Nozzles

## Technical Specifications:

- 66 gpm fresh water
- 65 gpm reclaim water
- 24 gpc fresh water
- 23 gpc reclaim water
- 5.4 SCFM Compressed Air
- 263 amps @ 23 V Required

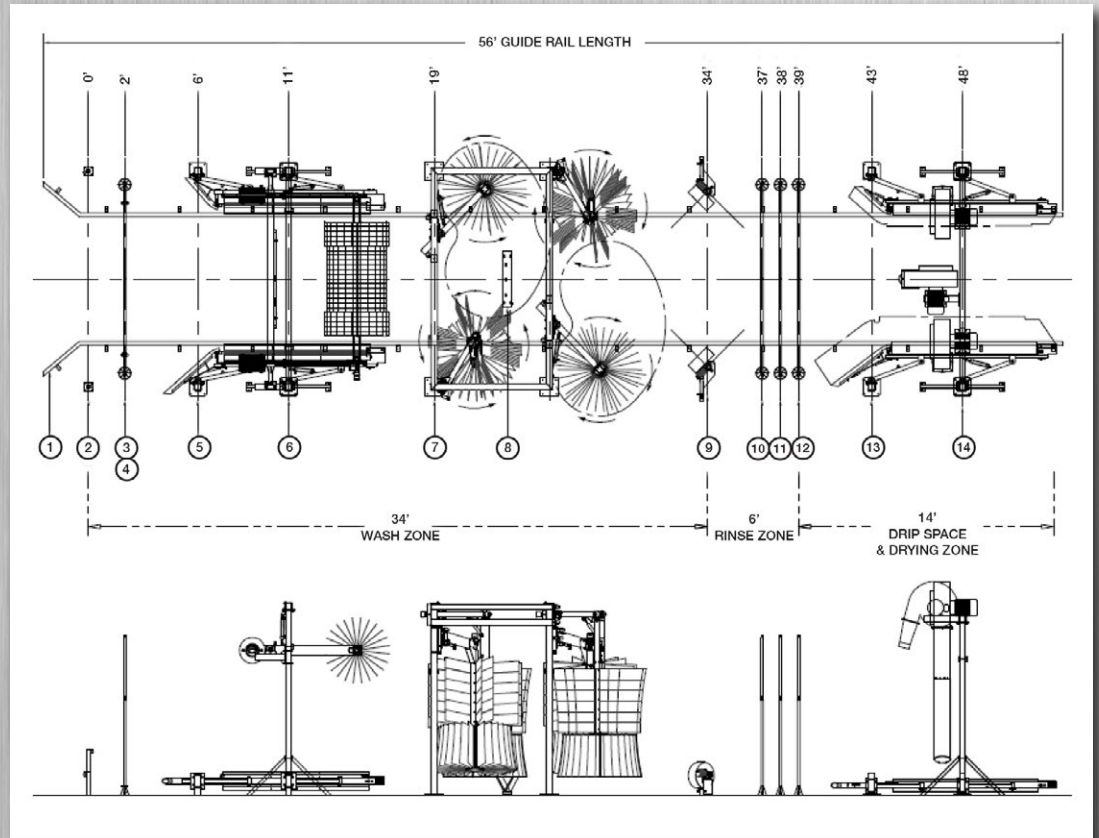


5842 W 34th St, Houston, TX 77092  
 1.800.999.9878 • 1.713.683.9878  
[www.colemanhanna.com](http://www.colemanhanna.com)

 Find us on Facebook:  
 /ColemanHannaCarwash

# Fleet Wash Systems - 45'

# Fleet Wash Systems - 56'




## Tunnel Components:

1. 56' Guide Rails
2. Entry Eyes
3. Pre-Soak Arch
4. Tire & Wheel Applicator
5. Top Washer
6. Tire Brush
7. Flex Wraps & Side Washers
8. Undercarriage Applicator
9. HP Wheel Washer & Side Blast
10. Rinse Arch
11. Wax Arch
12. Spot Free Arch
13. Tire Glaze
14. 3 - Air Dryers with Fin Nozzle

## Technical Specifications:

- 66 gpm fresh water
- 65 gpm reclaim water
- 24 gpc fresh water
- 23 gpc reclaim water
- 5.4 SCFM Compressed Air
- 207 amps @ 230 V Required



5842 W 34th St, Houston, TX 77092  
 1.800.999.9878 • 1.713.683.9878  
[www.colemanhanna.com](http://www.colemanhanna.com)



Find us on Facebook:  
 /ColemanHannaCarwash